


Union Bonnet Needle Valves



Union Bonnet Needle Valves

SUNV Series

Features

- Compact design
- Low operating torques
- Panel mountable
- Straight and angle flow patterns
- Non rotating vee stem tip
- Three stem type are available



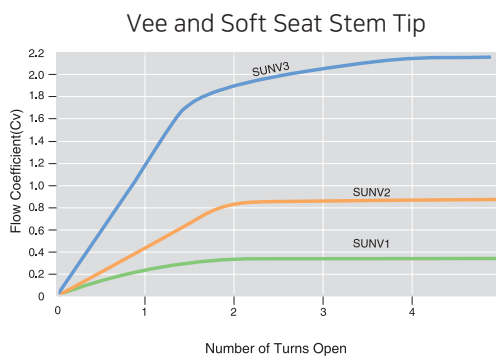
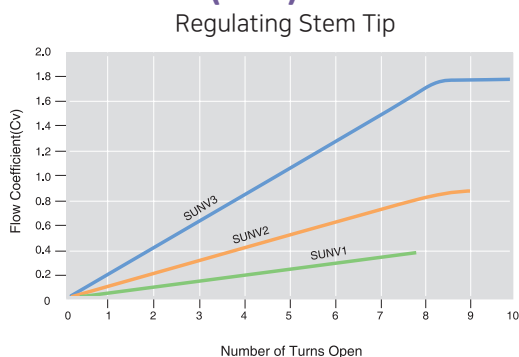
Specifications

Temperature Ratings	PCTFE Stem Tip	: -65°F to 200°F (-53°C to 93°C)
	PTFE Packing	: -65°F to 450°F (-53°C to 232°C)
	PEEK Packing	: -65°F to 600°F (-53°C to 315°C)
	Graphite Packing	: -65°F to 1200°F (-53°C to 648°C)
Orifice Size	From 0.156 to 0.437 in. (4 to 11mm)	
Flow Coefficients (Cv)	From 0.35 to 2.2	
End Connection Size	From 1/4 to 1 in. 6 to 25mm	

Pressure - Temperature Ratings

Material Group	2.2	3.4	3.1	3.5	3.8
Material	316 SS	Alloy 400	Alloy 20	Alloy 600	Alloy C-276
Temperature, °F(°C)	Working Pressure, psig (bar)				
-20 (-28) to 100 (37)	6000 (413)	5000 (344)	5000 (344)	6000 (413)	6000 (413)
200 (93)	5160 (355)	4400 (303)	4640 (319)	5600 (385)	6000 (413)
250 (121)	4910 (338)	4260 (293)	4500 (310)	5460 (376)	6000 (413)
300 (148)	4660 (321)	4120 (283)	4360 (300)	5320 (366)	6000 (413)
350 (176)	4470 (307)	4050 (279)	4185 (288)	5220 (359)	5975 (411)
400 (204)	4280 (294)	3980 (274)	4010 (276)	5120 (352)	5880 (405)
450 (232)	4130 (284)	3970 (273)	3955 (272)	5030 (346)	5710 (393)
500 (260)	3980 (274)	3960 (272)	3900 (268)	4940 (340)	5540 (381)
600 (315)	3760 (259)	-	3790 (261)	4780 (329)	5040 (347)
650 (343)	3700 (254)	-	3750 (258)	4700 (323)	4905 (337)
700 (371)	3600 (248)	-	3710 (255)	4640 (319)	4730 (325)
750 (398)	3520 (242)	-	3665 (252)	4430 (305)	4430 (305)
800 (426)	3460 (238)	-	3600 (248)	4230 (291)	4230 (291)
850 (454)	3380 (232)	-	-	4060 (279)	4060 (279)
900 (482)	3280 (225)	-	-	3745 (258)	3745 (258)
950 (510)	3220 (221)	-	-	2725 (187)	3220 (221)
1000 (537)	3030 (208)	-	-	1800 (124)	3030 (208)
1050 (565)	3000 (206)	-	-	1155 (79.5)	3000 (206)
1100 (593)	2685 (184)	-	-	770 (53.0)	2685 (184)
1150 (621)	2285 (157)	-	-	565 (38.9)	2285 (157)
1200 (648)	1715 (118)	-	-	515 (35.4)	1715 (118)

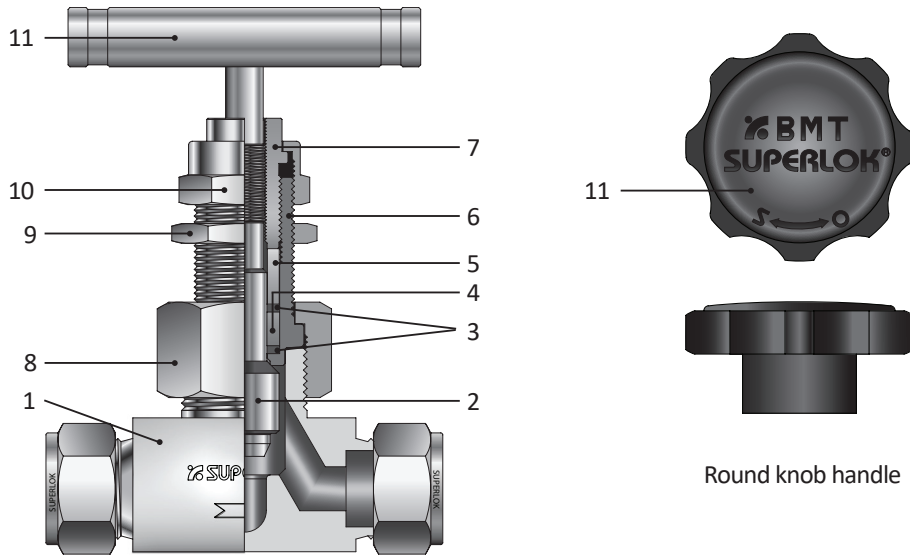
Flow Data at 100°F (37°C)



Testing

- Each and every Valve is tested with nitrogen at 1000psig (69bar).
- Valve have max allowable leak rate of 0.1 cm³/min.
- Shell testing is available upon request.




Materials of Construction



No.	Component	Material		
		Stainless Steel	Alloy 400	Alloy C-276
*1	Body	ASTM A479 Type316	ASTM B164	ASTM B574
*2	Non rotating vee stem	ASTM A276 Type316	ASTM B164	ASTM B574
	Regulating stem	ASTM A276 Type316	ASTM B164	ASTM B574
	Soft seat stem	ASTM A276 Type316 + PCTFE	ASTM B164 + PCTFE	ASTM B574 + PCTFE
*3	Packing support	Glass filled PTFE	Glass filled PTFE	Glass filled PTFE
*4	Packing	PTFE	PTFE	PTFE
5	Packing gland	ASTM A276 Type316	ASTM B164	ASTM B574
*6	Bonnet	ASTM A276 Type316	ASTM B164	ASTM B574
7	Packing bolt	ASTM A276 Type316	ASTM A276 Type316	ASTM A276 Type316
8	Union nut	ASTM A276 Type316	ASTM A276 Type316	ASTM A276 Type316
9	Panel nut	ASTM A276 Type316	ASTM A276 Type316	ASTM A276 Type316
10	Packing nut	ASTM A276 Type316	ASTM A276 Type316	ASTM A276 Type316
11	Bar handle	Stainless Steel		
	Round knob handle	Phenolic with brass insert		
	Set screw	Stainless Steel		

* Wetted components

Stem Type

Non Rotating Vee Stem		Regulating Stem		Soft Seat Stem	
-----------------------	---	-----------------	---	----------------	---

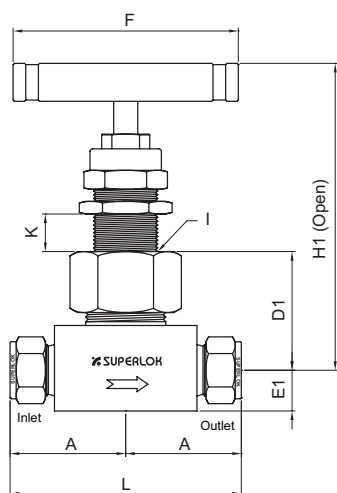
Packing

PTFE packing is standard. PEEK and Graphite packing is optional.

Handle

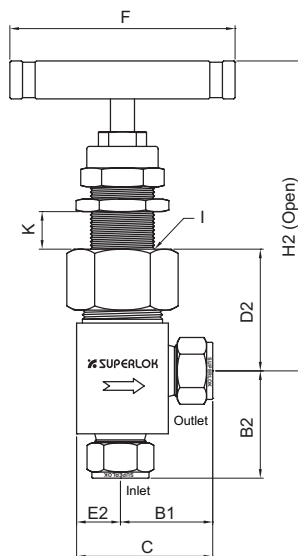
- 316 stainless steel, alloy 400 and alloy C-276 body valve - Stainless steel bar handles are standard.
- Black round knob handles are optional. (SUNV1 and SUNV2 Series)
- Anodized black aluminum bar handles are optional.

SUNV Series



Straight Flow Pattern

SUNV A Series



Angle Flow Pattern

- I : Panel Hole Drill
- J : Socket weld end connection depth
- K : Panel Mount Thickness
1/16" (1.6) min, 3/8" (9.5) max

Table of Dimensions

Part No.	Orifice	Cv	End Connections		Dimensions														
			Inlet	Outlet	L	A	B1	B2	C	D1	D2	E1	E2	F	I	H1	H2	J	
SUNV1	S4	4.0	0.35	1/4" SUPERLOK		62.0	31.0	29.4	37.3	38.9	27.8	27.8	9.9	9.9	45.0	15.1	77.8	77.8	-
	S6M			6mm SUPERLOK		62.0	31.0	29.4	37.3	38.9		27.8						77.8	
	S8M			8mm SUPERLOK		62.0	31.0	29.4	37.3	38.9		27.8						77.8	
	M4N			1/4" Male NPT		50.8	25.4	25.4	25.4	35.0	32.6	82.6							
	F2N			1/8" Female NPT		50.8	25.4	23.0	25.4	32.6	32.6	82.6							
	F4N			1/4" Female NPT		52.4	26.2	23.0	25.4	32.6	32.6	82.6							
	M4N-F4N			1/4" Male NPT	1/4" Female NPT	52.4	26.2	23.0	25.4	32.6	32.6	82.6							
	SW4T			1/4" Tube Socket Weld		46.0	23.0	22.3	30.2	31.8	27.8	77.8						7.2	
SUNV2	S6	6.0	0.86	3/8" SUPERLOK		73.0	36.5	32.5	42.9	45.3	34.1	31.0	12.7	12.7	64.0	19.9	93.7	90.5	-
	S8			1/2" SUPERLOK		77.8	38.9	34.9	42.1	47.6		34.2						93.7	
	S10M			10mm SUPERLOK		73.0	36.5	33.3	39.7	46.1		34.2						93.7	
	S12M			12mm SUPERLOK		77.8	38.9	35.7	42.1	48.4	34.2	93.7							
	F4N			1/4" Female NPT		57.2	28.6	25.4	28.6	38.1	37.3	96.9							
	F6N			3/8" Female NPT		57.2	28.6	25.4	25.4	38.1	37.3	96.9							
	SW6T			3/8" Tube Socket Weld		57.2	28.6	25.4	28.6	38.1	37.3	93.7						8.0	
	SW8T			1/2" Tube Socket Weld		57.2	28.6	25.4	25.4	38.1	35.7	95.3						9.6	
	SW4P			1/4" Pipe Socket Weld		57.2	28.6	25.4	28.6	38.1	37.3	96.9						9.6	
SUNV3	S8	11.0	2.2	1/2" SUPERLOK		100.0	50.0	43.7	53.2	61.1	46.0	47.6	15.9	17.5	89.0	26.2	121.5	123.1	-
	S12			3/4" SUPERLOK		100.0	50.0	43.7	53.2	61.1	46.0	47.6	15.9	17.5			121.5	123.1	
	S16			1" SUPERLOK		100.0	50.0	-	-	-	47.6	-	17.5	-			123.1	-	
	S12M			12mm SUPERLOK		100.0	50.0	-	-	-	46.0	-	15.9	-	121.5	-			
	F8N			1/2" Female NPT		79.4	39.7	33.3	39.7	50.8	46.1	50.8	15.9	17.5	121.5	126.2			
	F12N			3/4" Female NPT		82.6	41.3	-	-	-	48.4	-	19.9	-	123.9	-			
	F16N			1" Female NPT		92.1	46.0	-	-	-	54.0	-	25.4	-	129.4	-			
	M8N-F8N			1/2" Male NPT	1/2" Female NPT	79.4	39.7	33.3	39.7	50.8	46.0	50.8	15.9	17.5	121.5	126.2			
	M12N-F12N			3/4" Male NPT	3/4" Female NPT	82.6	41.3	-	-	-	48.4	-	19.9	-	123.9	-			
	M16N-F16N			1" Male NPT	1" Female NPT	92.1	46.0	-	-	-	54.0	-	25.4	-	129.4	-			
	SW8T			1/2" Tube Socket Weld		79.4	39.7	33.3	42.9	50.8	46.0	47.6	15.9	17.5	121.5	123.1	9.6		
	SW12T			3/4" Tube Socket Weld		79.4	39.7	-	-	-	46.0	-	15.9	-	121.5	-	11.1		
	SW8P			1/2" Pipe Socket Weld		79.4	39.7	33.3	39.7	50.8	47.6	50.8	17.5	17.5	123.1	123.1	9.6		

- Dimensions and Drawings are for reference only and are subject to change without prior notice.
 - Unless otherwise specified, all dimensions are in millimeters.
 - Sizes, pressure classes, and end connections not listed are available upon request.
 - Dimensions shown with SUPERLOK nuts finger-tight, where applicable.

Ordering Information

Example 1 :			Inlet		Outlet							
	SUNV1	-	M4N	-	S4	-	RS	-	GR	-	KH	-
	<u>1</u>		<u>2</u>	<u>3</u>	<u>2</u>	<u>3</u>	<u>4</u>	<u>5</u>	<u>6</u>	<u>7</u>		

Example 2 :			Inlet		Outlet	
	SUNV3	-	M4N	-	F8N	
	<u>1</u>		<u>2</u>	<u>3</u>	<u>2</u>	<u>3</u>

1. Valve Series

Straight Flow Pattern

- SUNV1** = Orifice 4.0mm
- SUNV2** = Orifice 6.4mm
- SUNV3** = Orifice 11.0mm

Angle Flow Pattern

- SUNV1A** = Orifice 4.0mm
- SUNV2A** = Orifice 6.4mm
- SUNV3A** = Orifice 11.0mm

2. End Connection Type

- S** = SUPERLOK Tube Fitting
- M** = Male Pipe Thread
- F** = Female Pipe Thread
- SW** = Socket Weld

3. End connection Size

Pipe Thread Designator

Size (inch)	1/8	1/4	3/8	1/2	3/4	1
Screwed NPT	2N	4N	6N	8N	12N	16N
Screwed BSPT	2R	4R	6R	8R	12R	16R

Tube O.D Designator

Tube O.D (inch)	1/4	3/8	1/2	3/4	1
Designator	4	6	8	12	16

Tube O.D (mm)	6	8	10	12	16	20	25
Designator	6M	8M	10M	12M	16M	20M	25M

4. Stem

- (Blank)** = Non Rotating Vee Stem (Standard)
- RS** = Regulating Stem
- SS** = Soft Seat Stem

5. Packing

- (Blank)** = PTFE Packing (Standard)
- PE** = PEEK Packing
- GR** = Graphite Packing

6. Handle

- (Blank)** = Stainless Steel Bar Handle (Standard)
- KH** = Black Round Knob Handle
- AH** = Anodized Black Aluminum Bar Handle

7. Body Material

- (Blank)** = 316 Stainless Steel
- M40** = Alloy 400 (Monel)
- 276** = Alloy C-276 (Hastelloy)



BMT Co., Ltd.

| Head Quarter & 1st Factory

(50568) 경상남도 양산시 산막공단남11길 35 (북정동)

35, Sanmakgongdannam 11-gil, Yangsan-si, Gyeongsangnam-do, 50568, South Korea

TEL: +82 55 783 1000 FAX: +82 55 783 1111

E-mail: superlok@superlok.com

| 2nd Factory

(50568) 경상남도 양산시 산막공단남8길 29 (호계동)

29, Sanmakgongdannam 8-gil, Yangsan-si, Gyeongsangnam-do, 50568, South Korea

Fittings & Valves

INDUSTRIAL

Instrumentation Tube Fittings

i-Fitting®

Ball/Plug Valves

Double Block & Bleed Valves

Manifold/Gauge Valves

Globe/Needle Valves

Cryogenic Valves

Check/Relief/Excess Flow Valves

High Pressure Valves

ULTRA HIGH PURITY

Weld & Metal Face Seal Fittings

Bend Fittings

Diaphragm Valves

Bellows Valves

Check Valves

Clean Ball Valves

Regulators

Electric & Energy

PRODUCT & SOLUTION

Compact Switchboard

Motor Control Center (MCC)

Smart Distribution Board

Energy Management System (EMS)

COMPONENTS (BMT PATENTED)

MCBS (Molded Case Busbar System)

MCPD (Molded Case Power Distributor)

Smart-eye (AC/DC Meter)